







<div>2025 TELLURIDE S V6 AWD</div> <div> MODEL/OPT.CODE: J4432 / 010  EXTERIOR COLOR: EBONY BLACK  INTERIOR COLOR: GRAY  VEHICLE ID NUMBER: 5XYP6DGC1SG644446  PORT OF ENTRY: WEST POINT </div>	<div> Sold To: NE005  H &amp; H Kia  10902 SOUTH 150TH STREET  PAPILLION NE 68138 </div> <div> Ship To: NE005 </div>	<div>  </div>
<div>STANDARD FEATURES</div> <div> <div>MECHANICAL</div> <div>3.8L Gas Direct Injection V6 Engine 8-Speed Automatic Transmission Active On-Demand All Wheel Drive</div> <div>ADVANCED DRIVER-ASSISTANCE SYSTEMS</div> <div>Forward Collision-Avoidance Assist - Cyclist/Jct Turning Blind-Spot Collision Warning Rear Cross-Traffic Collision-Avoidance Assist Lane Keeping Assist &amp; Lane Following Assist Safe Exit Assist &amp; Highway Driving Assist Parking Distance Warning - Reverse Smart Cruise Control w/Stop &amp; Go</div> <div>SAFETY</div> <div>Dual Front, Driver's Knee, Full-Length Side Curtain Airbags 1st &amp; 2nd Row Outboard Seat-Mounted Side Airbags Electronic Stability Control Downhill Brake Control &amp; Hill-Start Assist Control</div> <div>INTERIOR, COMFORT &amp; CONVENIENCE</div> <div>12.3" Touchscreen Display w/Navigation Android Auto and Apple CarPlay Kia Connect w/Comp 3-Yr Ultimate.* Where Available** SIRIUSXM® w/Free 3-Mo. Subscription* Smart Key w/ Push Button &amp; Remote Start Wireless Phone Charger Front/Rear Automatic Climate Control SynTex Seating Material w/ Heated Front Seats Power Driver's Seat 2nd Row Captain's Chairs (2 Seats) One-Touch Slide &amp; Fold 2nd Row Seats Rear Occupant Alert w/ Sensors</div> <div>EXTERIOR</div> <div>20" Alloy Wheels Power Sunroof Smart Power Liftgate LED Projector Headlights Heated Outside Mirrors w/ Turn Signal Indicators Roof Rails and Rear Privacy Glass Compact Spare Tire</div> <div>WARRANTY</div> <div>10 Year/100,000 Mile Limited Powertrain Warranty 5 Year/60,000 Mile Limited Basic Warranty 5 Year/60,000 Mile Roadside Assistance</div> </div>	<div>MANUFACTURER'S SUGGESTED RETAIL PRICE ►</div> <div> <div> <div>ADDITIONAL INSTALLED EQUIPMENT: (In addition to or in place of standard features)</div> <div> Ebony Black Paint All Weather Floor Mats Cargo Tray Mud Guards </div> <div> \$495.00 \$255.00 \$120.00 \$125.00 </div> </div> <div>MSRP INCLUDING OPTIONS</div> <div>INLAND FREIGHT AND HANDLING</div> <div>TOTAL MANUFACTURER'S SUGGESTED RETAIL PRICE ►</div> </div>	<div> <div> <div>EPA DOT</div> <div>Fuel Economy and Environment</div> </div> <div> <div>Gasoline Vehicle</div> </div> <div> <div> <div>Fuel Economy</div> <div> <div> <div>20</div> <div>combined city/hwy</div> </div> <div> <div>MPG</div> <div>18</div> <div>city</div> </div> <div> <div>23</div> <div>highway</div> </div> </div> <div> <div>STANDARD SUVS range from 12 to 115 MPG. The best vehicle rates 140 MPGe.</div> </div> </div> <div> <div>You spend</div> <div>\$3,500</div> <div>more in fuel costs over 5 years</div> <div>compared to the average new vehicle.</div> </div> <div> <div>Annual fuel cost</div> <div>\$2,600</div> </div> <div> <div>Fuel Economy &amp; Greenhouse Gas Rating (tailpipe only)</div> <div> <div>4</div> <div>110Best</div> </div> <div> <div>Smog Rating (tailpipe only)</div> <div> <div>5</div> <div>110Best</div> </div> <div> <div>This vehicle emits 442 grams CO<sub>2</sub> per mile. The best emits 0 grams per mile (tailpipe only). Producing and distributing fuel also create emissions; learn more at fueleconomy.gov.</div> </div> </div> <div> <div>Actual results will vary for many reasons, including driving conditions and how you drive and maintain your vehicle. The average new vehicle gets 28 MPG and costs \$9,500 to fuel over 5 years. Cost estimates are based on 15,000 miles per year at \$ 3.50 per gallon. MPGe is miles per gasoline gallon equivalent. Vehicle emissions are a significant cause of climate change and smog.</div> <div> <div>fueleconomy.gov</div> <div>Calculate personalized estimates and compare vehicles</div> </div> <div> <div>    </div> <div> <div>Smartphone QR Code™</div>  </div> </div> <div> <div>GOVERNMENT 5-STAR SAFETY RATINGS</div> <div> <div>Overall Vehicle Score</div> <div>★★★★★</div> <div>Based on the combined rating of frontal, side and rollover. Should ONLY be compared to other vehicles of similar size and weight.</div> </div> <div> <div>Frontal</div> <div>Driver</div> <div>★★★★★</div> <div>Crash</div> <div>Passenger</div> <div>★★★★★</div> <div>Based on the risk of injury in a frontal impact. Should ONLY be compared to other vehicles of similar size and weight.</div> </div> <div> <div>Side</div> <div>Front seat</div> <div>★★★★★</div> <div>Crash</div> <div>Rear seat</div> <div>★★★★★</div> <div>Star ratings based on the risk of injury in a side impact.</div> </div> <div> <div>Rollover</div> <div>★★★★★</div> <div>Star ratings based on the risk of rollover in a single-vehicle crash.</div> </div> <div> <div>Star ratings range from 1 to 5 stars (★★★★★) with 5 being the highest.</div> <div>Source: National Highway Traffic Safety Administration (NHTSA).</div> <div>www.safercar.gov or 1-888-327-4236</div> </div> </div> <div> <div>PARTS CONTENT INFORMATION</div> <div> <div>FOR VEHICLES IN THIS CAR LINE U.S./CANADIAN PARTS CONTENT: 60 %</div> <div>MAJOR SOURCES OF FOREIGN PARTS: KOREA: 30%</div> <div>NOTE: PARTS CONTENT DOES NOT INCLUDE FINAL ASSEMBLY, DISTRIBUTION, OR OTHER NON-PARTS COSTS.</div> <div>FOR THIS VEHICLE FINAL ASSEMBLY POINT: WEST POINT, GA, USA</div> <div>COUNTRY OF ORIGIN</div> <div>ENGINE (MOTOR): KOREA</div> <div>TRANSMISSION: USA</div> </div> </div> </div></div></div></div>
<div>*Additional terms and conditions apply.</div> <div>**Kia Connect may be currently unavailable for some Model Year 2022 and newer vehicles sold or purchased in Massachusetts; please see owners.kia.com for more information.</div> <div>NOTE: When you purchase this vehicle, Kia America, Inc. collects personal information you provide to the dealership. For information on our collection and use of personal information and your rights, please see our Privacy Policy on www.kia.com.</div>	<div>TOTAL ADDITIONAL WEIGHT: 18.6</div> <div>  </div>	<div>Manufacturer's suggested retail price includes Manufacturer's recommended pre-delivery service. License and title fees, state and local taxes and other dealer installed options and accessories are not included in the manufacturer's suggested retail price.</div>